



ATS Controller

ACD

◆ Information to Order_ 주문정보

ACD - □ - □ - □
I II III

I Type

- **A** : ATS A⇔B Transfer
- **S** : ATS A⇔B Transfer + Synchronized + RS 485 + By-pass ATS
- **NA** : ATS A⇔OFF⇔B Transfer
- **NS** : ATS A⇔OFF⇔B Transfer+ Synchronized + RS 485 + By-pass ATS
- **III** : ATS A⇔B Transfer + Sensing three phases of A-Power + Contact for Starting Generator
- **III-D** : ATS A⇔B, A⇔OFF⇔B Transfer + Sensing three phases of A-Power + Contact for Starting Generator + LCD Display + I/O

II Option

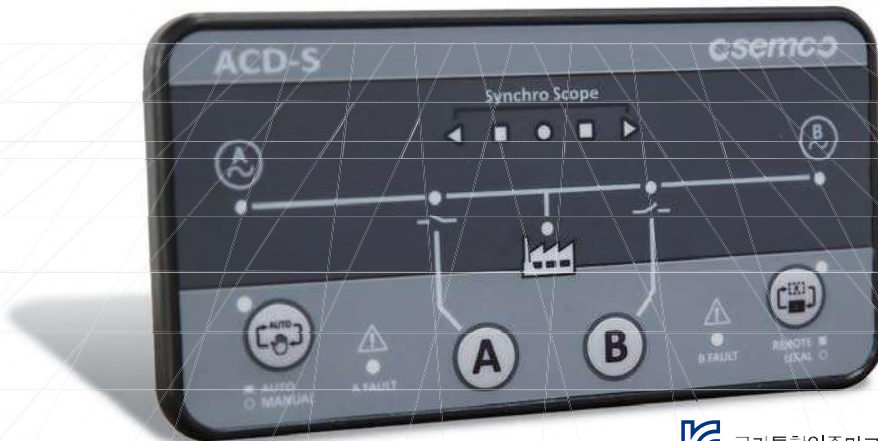
- **C** : RS 485
- **B** : By-pass ATS
- **CB** : RS 485 + By-pass ATS
- **-** : None (무표시)

III Wiring Cable 배선용

- **2** : 2M
- **3** : 3M
- **-** : None (무표시)

◆ Basic Function_ 기본기능

	Basic Function 기본기능	Applicable ATS 적용 ATS	Functions 기능
ACD-A	ATS A ⇔ B Transfer	PC, PCN, PSO, T3, TB3, TO, TBO, TN, TBN	Optional Functions Applicable / 옵션 선택 가능
ACD-S			Built-in Functions : Synchronized Transfer (within 30°) / RS 485, By-pass ATS Interface 내장 기능 : 동기절체 (30° 이내) / RS 485 통신, By-pass ATS 연동
ACD-III			Built-in Functions : Sensing three phases of A-Power, Generator Starting Contact * RS 485 (Optional) 내장 기능 : A측 3상 감지, 발전기동접점, 통신 옵션 선택 가능
ACD-III-D	ATS A ⇔ B Transfer, ATS A ⇔ OFF ⇔ B Transfer		Built-in Functions : LCD Display(KR/EN) Sensing Three Phases of A-Power, Generator Starting Contact, I/O, RS 485, Reserve Operation, Interlock Elevator, Event Recording * Control Power Required (DC 12~24 V) 내장 기능 : LCD 디스플레이(한글/영문) A측 3상 감지, 발전기동접점, I/O 포트, RS 485 통신, 예약운전, 엘리베이터 연동, 이벤트 기록 * 별도의 제어전원 필요 (DC 12~24 V)
ACD-NA	ATS A ⇔ OFF ⇔ B Transfer	PCN, ATCB, TN, TBN	Optional Functions / 옵션 선택 가능
ACD-NS			Built-in Functions : Synchronized Transfer (within 30°) / RS 485, By-pass ATS Interface 내장기능 : 동기절체 (30° 이내) / RS 485 통신, By-pass ATS 연동





ATS Controller

ACD

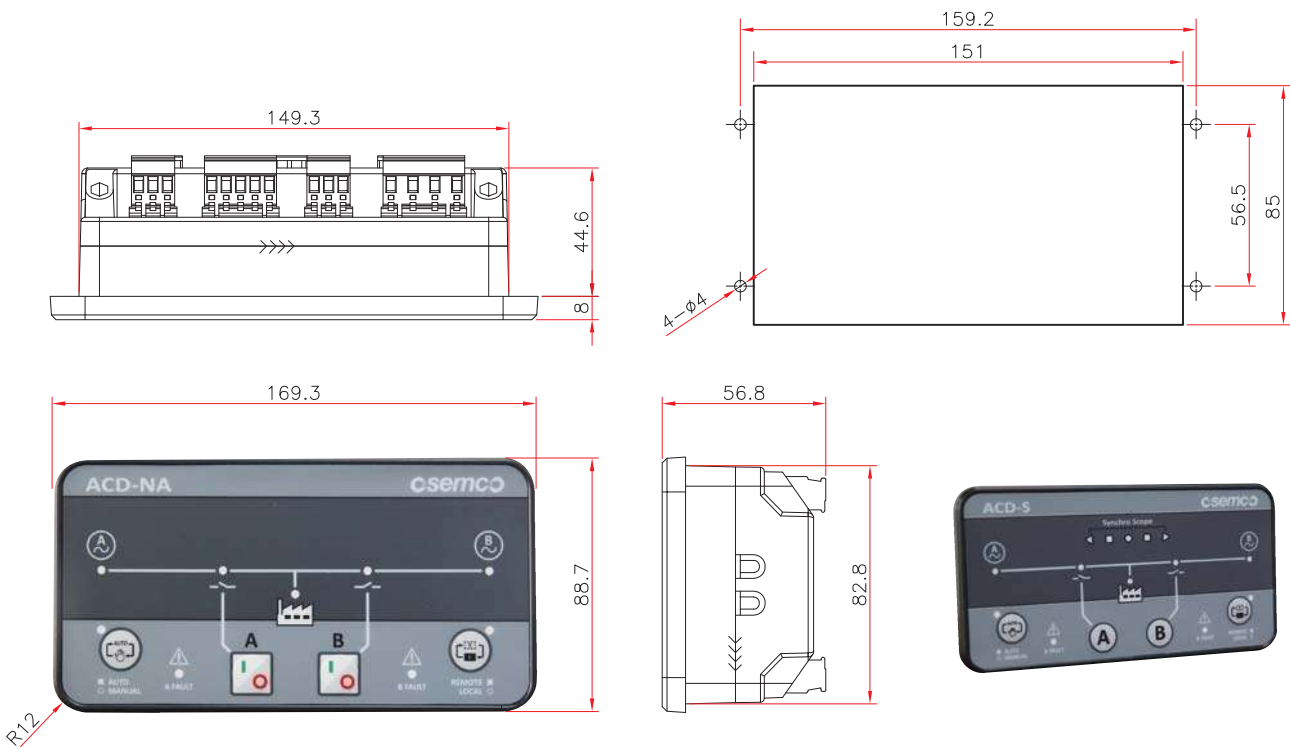
◆ Comparative Summary_ 제품별 기능 및 적용

Classification (구분)		ACD-A	ACD-S	ACD-III	ACD-III-D	ACD-NA	ACD-NS
Function 기능	Transition Method 절체 방법	A ⇔ B	A ⇔ B	A ⇔ B	A ⇔ B A ⇔ OFF ⇔ B	A ⇔ OFF ⇔ B	A ⇔ OFF ⇔ B
	Synchronized Transition 동기 절체	X	O	X	X	X	O
	Remote Control (Communication) 원격 제어 (통신)	△ (Optional)	O	△ (Optional)	O	△ (Optional)	O
	By-pass ATS Interface 바이패스 인터페이스	△ (Optional)	O	X	O	△ (Optional)	O
	Automatic Control Fault Alarm 자동운전 고장경보	O	O	O	O	O	O
	Priority Selection 우선권 선택	O	O	O	O	O	O
	Voltage Setting 전압 설정	O (220V or 230V)	O (220V or 230V)	O (220V or 230V)	O (220V or 230V)	O (220V or 230V)	O (220V or 230V)
	Frequency Setting 주파수 설정 (50/60)	O	O	O	O	O	O
	Over-voltage Sensing 과전압 감지	O	O	O	O	O	O
	Under-voltage Sensing 저전압 감지	O	O	O	O	O	O
	Low-frequency Sensing 저주파수 감지	O	O	O	O	O	O
	High-frequency Sensing 고주파수 감지	O	O	O	O	O	O
	Time Setting Range 시간 설정 범위	0~99sec	0~99sec	0~99sec	0~90min	0~99sec	0~99sec
Applicable Models 적용제품	Sensing three phases of A-Power A측 3상 감지	X	X	O	O	X	X
	Generator Starting Contact 발전기동 접점	X	X	O	O	X	X
	TN / TBN	O	O	O	O	O	O
	T3 / TB3, TO / TBO	O	O	O	O	X	X
	PC / PSO	O	O	O	O	X	X
PCN	O	O	O	O	O	O	
ATCB	X	X	X	O	O	O	

※ ATS 조작전원이 DC인 경우, 당사와 협의 바랍니다.

※ If the ATS control power is DC voltage, please request us to make consultation.

◆ Outline Dimension_ 외형도

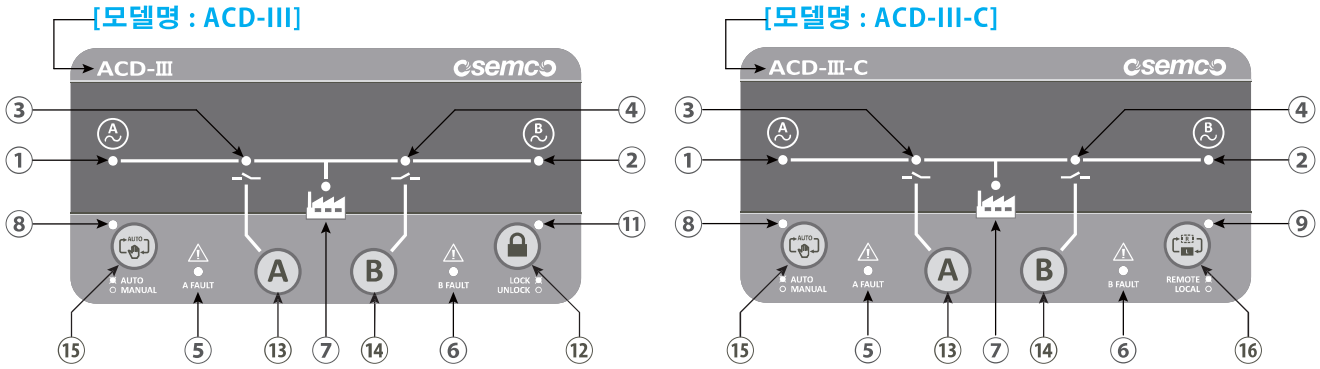


ATS Controller

ACD-III



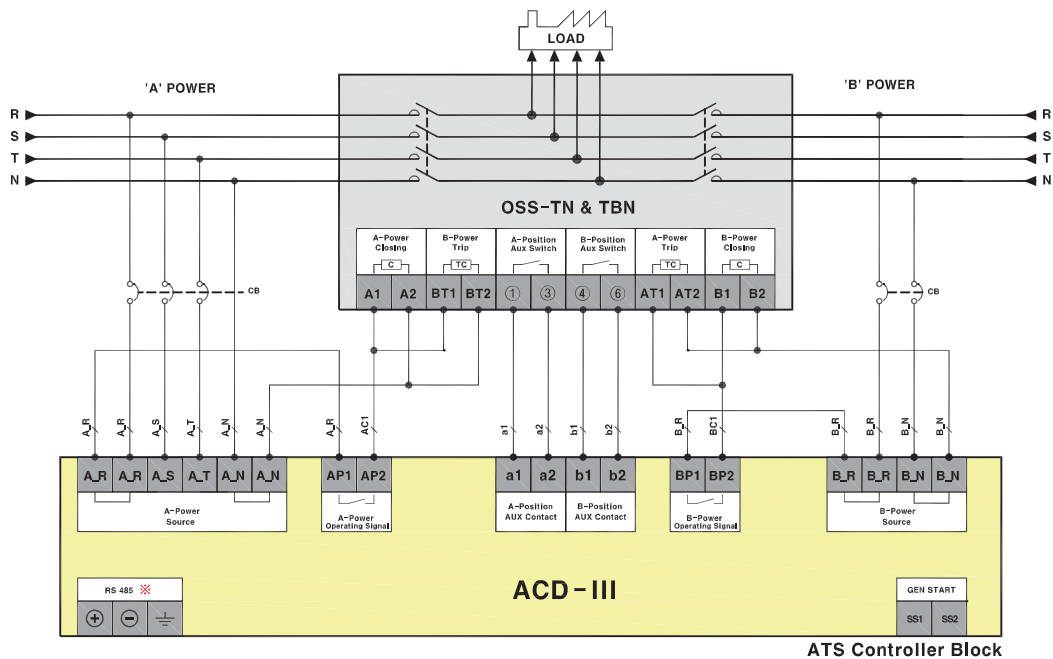
External View_ 외관명칭



① A-POWER Lamp	⑤ ATS A-Fault Lamp	⑨ Remote/Local Status Lamp	⑬ ATS A-Closing Button
② B-POWER Lamp	⑥ ATS B-Fault Lamp		⑭ ATS B-Closing Button
③ ATS A-Closing Status Lamp	⑦ LOAD-POWER Lamp	⑪ Lock/Unlock Status Lamp	⑮ Auto/Manual Selection Button
④ ATS B-Closing Status Lamp	⑧ Auto/Manual Status Lamp	⑫ Lock/Unlock Selection Button	⑯ Remote/Local Selection Button

Wiring Diagram (결선도)

OSS - TN, TBN Type (AC 220V)
3Ø4W 380/220V



※ RS485 통신 단자는 ACD-III-C 사양입니다.

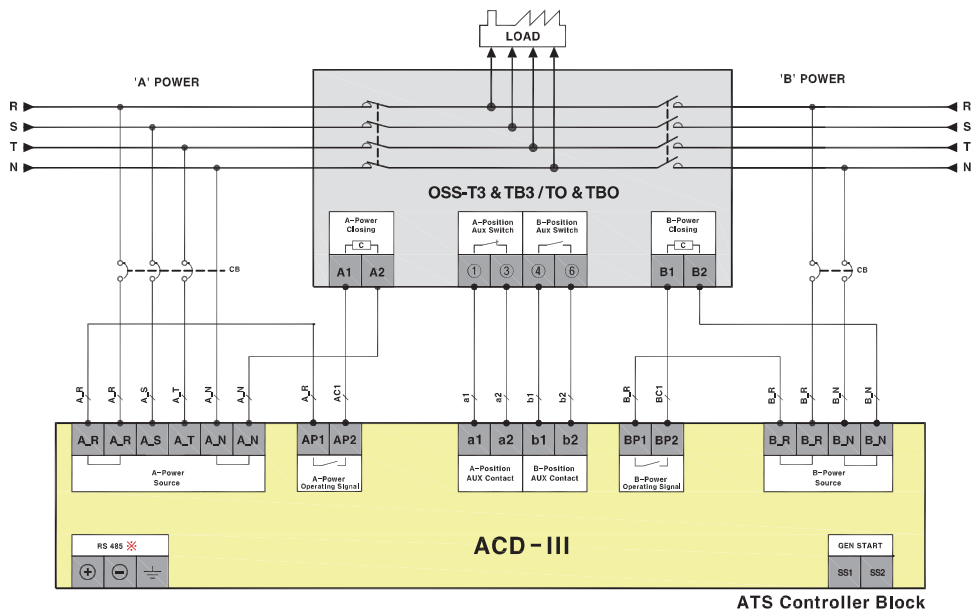
※ The RS485 communication port is ACD-III-C specification.



ACD-III

Wiring Diagram (결선도)

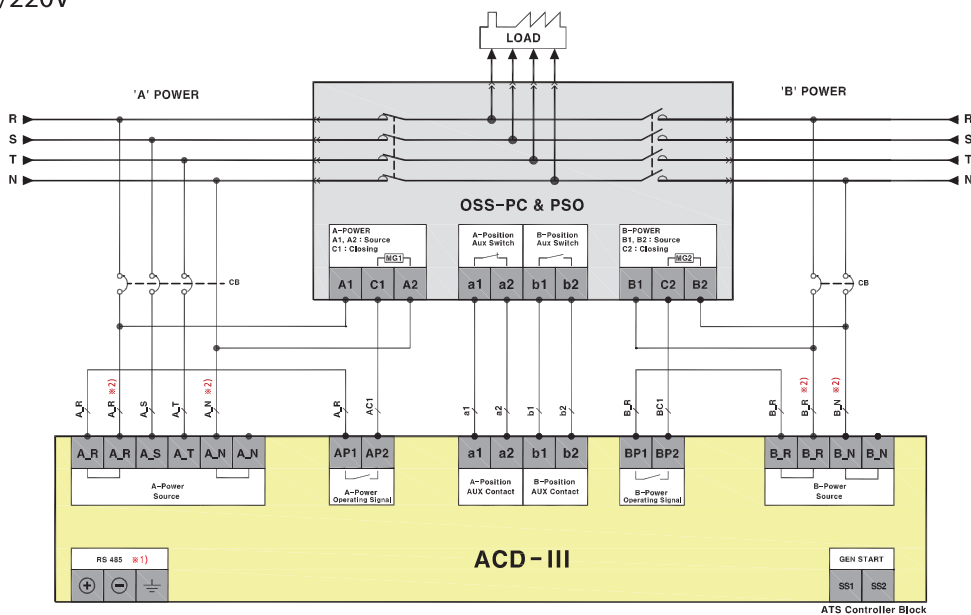
OSS-T3, TB3 / TO, TBO Type (AC 220V)
3Ø4W 380/220V



※ RS485 통신 단자는 ACD-III-C 사양입니다.

※ The RS485 communication port is ACD-III-C specification.

OSS - PC, PSO Type (AC 220V)
3Ø4W 380/220V



※ 1) RS485 통신 단자는 ACD-III-C 사양입니다.

※ 1) The RS485 communication port is ACD-III-C specification.

※ 2) ATS 1600A 이하 사용 시 전선의 굵기는 2.5mm² 이상 사용합니다.
ATS 2000A 이상 사용 시 전선의 굵기는 4.0mm² 이상 사용합니다.
ATS 4000A 이상 사용 시 전선의 굵기는 6.0mm² 이상 사용합니다.

※ 2) More than 2.5mm² power cable used for 1600A ATS or less.
More than 4.0mm² power cable used for 2000A ATS or over.
More than 6.0mm² power cable used for 4000A ATS or over.